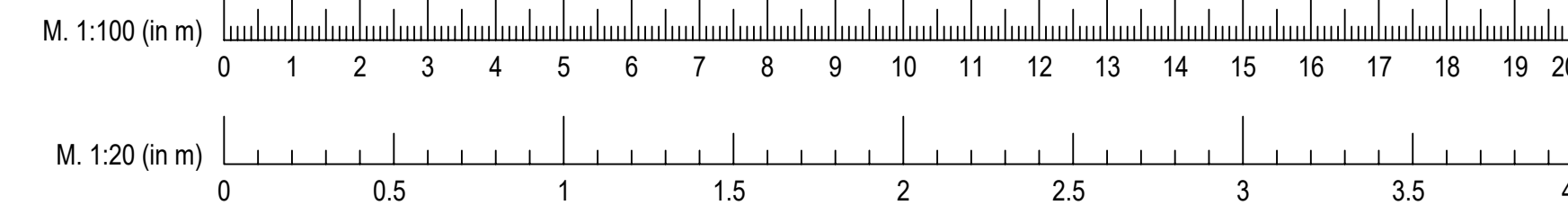
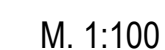




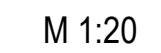
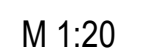


M. 1:100



M. 1:100



Neue Bauteile: Ortbeton: C25/30, XC1, XC3

H/B = 841 / 1189 (1,00m²)